

BLUE CHIP INDIA LIMITED

Regd. Office :10 Princep Street, 2nd Floor, Kolkata - 700072
E:bluechipindialimited@gmail.com, W: www.bluechipind.com
Phone : 91-33-4002 2880, Fax :91-33-2237 9053
CIN:L65991WB1993PLC060597

18th January, 2023

To,
The Secretary,
The Calcutta Stock
Exchange Ltd.
7, Lyons Range,
Kolkata – 700 001
Scrip Code : 12057

To,
The Asst. General Manager –
Listing
The National Stock Exchange of
India Ltd.
Plot No. C/1, Block-G,
Bandra Kurla Complex,
Bandra (E)
Mumbai – 400 051
Scrip Code : BLUECHIP

To,
The Asst. General Manager,
Department of Corporate
Services,
BSE Ltd.
25th Floor, Phiroz Jeejeeboy
Towers,
Dalal Street,
Mumbai – 400 001
Scrip Code : 531936

Dear Sir/Ma'am,

Sub: Submission of Shareholding pattern under Regulation 31 (1) (b) of SEBI (Listing Obligations and Disclosure Requirements) Regulations, 2015 for the quarter ended 31st December, 2022.

In accordance with Regulation 31 (1) (b) of SEBI (Listing Obligations and Disclosure Requirements) Regulations, 2015, Please find enclosed herewith the shareholding pattern for the quarter ended 31st December, 2022.

This is for your perusal, necessary action and record:

Thanking you,

yours faithfully,
For **Blue Chip India Ltd.**


Arihant Jain
(Managing Director)
DIN : 00174557



Format of holding of specified securities

1. Name of Listed Entity: BLUE CHIP INDIA LTD. (CIN: L65991WB1993PLC06059)
2. Scrip Code 531936 Name of Scrip BLUECHIP, - Class of Security Equity
3. Share Holding Pattern Filed under : Reg. 31(1)(a)/Reg. 31(1)(b)/Reg. 31(1)(c).
 - a. If under 31 (1)(b) then indicate the report for Quarter ending: 31/12/2022
 - b. If under 31(1)(c) then indicate date of allotment/extinguishment

4. Declaration : The Listed entity is required to submit the following declaration to the extent of submission of information:-

Particulars	Yes*	No*
1 Whether the Listed Entity has issued any partly paid up shares?		No
2 Whether the Listed Entity has issued any Convertible Securities or Warrants?		No
3 Whether the Listed Entity has any shares against which depository receipts are issued?		No
4 Whether the Listed Entity has any shares in Locked-in?		No
5 Whether any shares held by promoters are pledge or otherwise encumbered?		No
6 Whether company has equity shares with differential voting rights?		No
7 Whether the Listed Entity has any significant beneficial owner?	Yes	No

* If the Listed Entity selects the option 'No' for the questions above, the column for the partly paid up shares, Outstanding Convertible Securities/Warrants, depository receipts, locked-in shares, No of shares pledged or otherwise encumbered by promoters, as applicable, shall not be displayed at the time of dissemination on the Stock Exchange website. Also wherever there is 'No' declared by Listed Entity in above table the values will be considered as 'Zero' by default on submission of the format of holding of specified securities.

5. The tabular format for disclosure of holding of specified securities is as follows:-

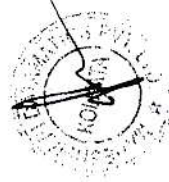


Table I - Summary Statement holding of specified securities as on 31/12/2022

Category of shareholder (I)	Nos. of shareholders (II)	No. of fully paid up equity shares held (IV)	No. of Parity paid-up equity shares held (V)	No. of shares underlying Depository Receipts (VI)	Total nos. shares held (VII)=(V)+(VI)	Shareholding as a % of total no. of shares (calculated as per SCRR, 1957) (VIII) As a % of (A+B+C2)	Number of Voting Rights securities (IX)		No of Underlying securities (including Warrants) (X)	Shareholding as a % assuming full conversion of convertible securities (as a percentage of diluted share capital) (XI)=(VII)+(X) As a % of (A+B+C2)	Number of Locked in shares (XII)		Number of shares pledged or otherwise encumbered (XIII)		Number of equity shares held in dematerialized form (XIV)
							Class e.g. x	Total			No. (a)	As a % of total shares held (b)	No. (a)	As a % of total shares held (b)	
(A) Promoter & group	3	6220270	0	0	6220270	11.2473	6220270	0	11.2473	0	0	0	0	0.0000	6220270
(B) Public	15087	49084070	0	0	49084070	88.7527	49084070	0	88.7527	0	0	0	0	0.0000	49084070
(C) Non Promoter - Non Public															
(C1) Shares underlying DRs						NA									
(C2) Shares held by Employee Trusts															
Total	15090	55304340	0	0	55304340	100.0000	55304340	0	100.0000	0	0	0	0	0.0000	54980608



Table II - Statement Showing shareholding pattern of the Promoter and Promoter Group as on 31/12/2022

Category & Name of the Shareholders (I)	Entity type i.e. promoter OR promoter group entity (except promoter)	PAN (U)	Nos. of shareholders (III)	No. of fully paid up equity shares held (IV)	Partly paid-up equity shares held (V)	Nos. of shares underlying Depository Receipts (VI)	Total nos. shares held (VII)=(IV)+(V)+(VI)	Shareholding % calculated as per SCRR, 1957) As a % of (A+B+C2) (VII)/(A+B+C2) (VII)	Class x	Class y	Total	Total as a % of Total Voting Rights (X)	No of underlying convertible securities (as a percentage of diluted share capital) (X)	Shareholding as a % of Full conversion of convertible securities (as a percentage of diluted share capital) (XI)=(VII)+(X) As a % of (A+B+C2)	Number of Locked in shares (XII)	Number of shares pledged or otherwise encumbered (XIII)	As a % of total shares held (I)	Number of equity shares held in dematerialized form (XIV)
(1) Indian Individuals/Hindu undivided Family			1	179600	0	0	179600	0.3247	179600	0	179600	0.3247	0	0.3247	0	0	0.0000	179600
(a) LALITA JAIN Central Government/State Government(s)	Promoter	ACLPLJ0648L	1	179600	0	0	179600	0.3247	179600	0	179600	0.3247	0	0.3247	0	0	0.0000	179600
(b) Financial Institutions/Banks																		
(c) Any Other (specify)																		
(d) Bodies Corporate			2	6040670	0	0	6040670	10.9226	6040670	0	6040670	10.9226	0	10.9226	0	0	0.0000	6040670
(e) BAHUBALI PROPERTIES LIMITED	Promoter Group	AABCB1061G	1	3982980	0	0	3982980	7.2019	3982980	0	3982980	7.2019	0	7.2019	0	0	0.0000	3982980
(f) HERALD COMMERCE LIMITED	Promoter Group	AAACG6783J	1	2057690	0	0	2057690	3.7207	2057690	0	2057690	3.7207	0	3.7207	0	0	0.0000	2057690
(g) Sub Total			3	6220270	0	0	6220270	11.2473	6220270	0	6220270	11.2473	0	11.2473	0	0	0.0000	6220270
(2) Foreign Individuals (Non-Resident Individuals/Foreign Individuals)																		
(3) Government Institutions																		
(4) Foreign Portfolio Investor																		
(5) Any Other (specify)																		
(6) Sub Total			0	0	0	0	0	0.0000	0	0	0	0.0000	0	0.0000	0	0	0.0000	0
(7) Total Shareholding of Promoter and Promoter Group (A)-(C)+(D)+(E)			3	6220270	0	0	6220270	11.2473	6220270	0	6220270	11.2473	0	11.2473	0	0	0.0000	6220270




Table III - Statement Showing shareholding pattern of the Public shareholder as on 31/12/2022

Category & Name of the Shareholders (I)	PAN (II)	Nos. of sharehold-ers (III)	No. of fully paid up equity shares held (IV)	Partly paid-up equity shares held (V)	Nos. of underlying Depository Receipts (VI)	Total nos shares held (VII)=(IV)+(VI)	Shareholding % calculated as per SCRR, 1957) As a % of (A+B+C2) (VIII)	Number of Voting Rights held in each class of securities (IX)			Total Shareholding as a % assuming full conversion of convertible securities (as a percentage of diluted share capital) (X)=(VII)+(X)	Number of Locked in shares (XII)	Number of shares pledged or otherwise encumbered (XIII)	Sub-categorization of shares (XV)	
								No of Voting Rights Class x	Class y	Total				Sub-Category (i)	Sub-Category (ii)
(1) Mutual Funds															
(b) Venture Capital Funds															
(c) Alternate Investment Funds															
(d) Banks															
(e) Insurance Companies															
(f) Provident Funds / Pension Funds															
(g) Asset Reconstruction Companies															
(h) Sovereign Wealth Funds															
(i) NBFCs Registered with RBI															
(j) Other Financial Institutions															
(k) Any Other (specify)															
(2) Institutions (Foreign)															
(a) Foreign Direct Investment															
(b) Foreign Venture Capital Investors															
(c) Sovereign Wealth Funds															
(d) Foreign Portfolio Investors															
(e) Foreign Portfolio Investors Category II															
(f) Overseas Depositories (holding DRs) (balancing figure)															
(g) Any Other (specify)															
(3) Sub Total Central Government / State Government(s)															
(a) Central Government / President of India															
(b) State Government / Governor															
(c) Shareholding by Companies or Bodies Corporate where Central/State Government is a promoter															
(4) Sub Total Non-Institutions Associate Companies / Subsidiaries															
(a) Non-Institutions Associate Companies / Subsidiaries															

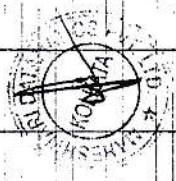


Table III - Statement Showing shareholding pattern of the Public Shareholder as on 31/12/2022

Category & Name of the Shareholders (I)	PAN (II)	Nos. of sharehold-ers (III)	No. of fully paid up equity shares held (IV)	Partly paid up equity shares held (V)	Nos. of shares underlying Depository Receipts (VI)	Shareholding % calculated as per SCRR, 1957 As a % of (A+B+C2) (VII)	Number of Voting Rights held in each class of securities (IX)		Total Shareholding as a % assuming full conversion of convertible securities (as a percentage of diluted share capital) (XI)=(VII)+(X) As a % of (A+B+C2)	Number of Locked in shares (XII)	Number of shares pledged or otherwise encumbered (XIII)	Sub-categorization of shares (XV) Shareholding (No of shares) under				
							No of Voting Rights	Total								
							Class X	Class Y				Sub-Category (a)	Sub-Category (b)	Sub-Category (c)	Sub-Category (d)	
NIL																

Table IV - Statement Showing shareholding pattern of the Non Promoter - Non Public shareholder as on 31/12/2022

Category & Name of the Shareholders (1) Custodian / DR Holder	No of shareholders (iii)	No. of fully paid up equity shares held (iv)	Partly paid-up equity shares held (v)	Nos. of shares underlying Depository Receipts (vi)	Total nos. shares held (vii)=(iv)+(v)+(vi)	Shareholding % calculated as per SCRR, 1957 As a % of (A+B+C2) (viii)	Number of Voting Rights held in each class of securities (ix)			Total Shareholding as a % assuming full conversion of convertible securities (as a percentage of diluted share capital) (XI)=(VII)+(X) As a % of (A+B+C2)	Number of Locked in shares (xii)	Number of shares pledged or otherwise encumbered (xiii)	Number of equity shares held in dematerialized form (xiv)
							No of Voting Rights	Total % of Total Voting rights (x)	Total				
(1)													
(2)													
Total Non Promoter - Non Public Shareholding (C)=(C1)+(C2)	0	0	0	0	0	0.0000	0	0.0000	0	0.0000	0	0.0000	0




Table V - Statement showing details of significant beneficial owners as on 31/12/2022

Sr No	Details of the (SBO)		Details of the registered owner				Details of holding / exercise of right of the SBO in the reporting company, whether direct or indirect:				Date of creation / acquisition of significant beneficial interest (IV)	
	Name	PAN / Passport No. in case of a foreign national	Name	PAN / Passport No. in case of a foreign national	Nationality	Nationality	Shares (%)	Voting rights (%)	Rights on distributable dividend or any other distribution (%)	Exercise of significant influence		Exercise of control



BLUE CHIP INDIA LTD.

Table VI - Statement showing foreign ownership limits as on 31/12/2022

	Board approved limits	Limits utilized	
As on shareholding date	0.0000	0.3436	190021
As on 30/09/2022	0.0000	0.3268	180721
As on 30/06/2022	0.0000	0.3232	178720
As on 31/03/2022	0.0000	0.3254	179975
As on 31/12/2021	0.0000	0.3073	169975

